


PCI-1220U PCI-1240U PCI-1243U


2-axis Stepping and Servo Motor Control Universal PCI Card

4-axis Stepping and Servo Motor Control Universal PCI Card


4-axis Stepping Motor Control Universal PCI Card



PCI-1220U



PCI-1240U



PCI-1243U

Specifications

Pulse Type Motion Control

- **Motor Driver Support** Pulse-type servo/stepping
- **Number of Axis** 4
- **Interpolation** 2-axis linear, 2-axis circular
- **Max. Output Speed** 4 Mpps
- **Step Count Range** ±2, 147, 483, 646 (32-bit)
- **Pulse Output Type** Pulse/direction (1-pulse, 1-direction type), or CW/CCW (2-pulse type)
- **Position Counters** Range of command and actual position
- **Velocity Profiles** T-Curve, S-Curve
- **Local I/O** Machine Interfaces: LMT+, LMT-, ORG
Servo Driver Interfaces: ALM, RDY, SVON, INP
Position Compare I/O: CMP
General Digital I/O: 12-ch DI, 16-ch DO

Encoder Interface

- **Input Type** Quadrature (A/B phase or up/down)
- **Counts/Enc. Cycle** x1, x2, x4 (A/B phase only)
- **Input Range** 5 ~ 25 V
- **Isolation Protection** 2,500 V_{DC}
- **Max. Input Freq.** 1 MHz

General

- **Bus Type** PC/104
- **Certification** CE, FCC Class A
- **Connectors** 2 x IDC 50-pin male connector
- **Dimensions (L x H)** 96 x 90 mm (3.8" x 3.5")
- **Power Consumption** Typical: 5 V @ 850 mA
Max.: 5 V @ 1 A
- **Humidity** 5 ~ 95% RH, non-condensing (IEC 60068-2-3)
- **Operating Temp.** 0 ~ 60°C (32 ~ 140°F)
- **Storage Temp.** -20 ~ 85°C (-4 ~ 185°F)

Ordering Information

- **PCI-1220U-AE** 2-axis Stepping and Servo Motor Control Universal PCI Card

Accessories

- **ADAM-3952-AE** 50-pin DIN-rail SCSI and Box Header Board
- **PCL-10150-1.2E** IDC-50 Flat Cable, 1.2m (PCM-3240 only)
- **PCL-10152-1E/3E** 50-pin SCSI M-M Shielded Cable, 1m/3m
- **PCL-10153PA5-2E** 50-pin Cable to Panasonic A4/A5 Servo, 2 m
- **PCL-10153PA5LS-2E** 50-pin Cable to Panasonic MINAS A Servo, 2 m
- **PCL-10153YS5-2E** 50-pin Cable to Yaskawa Sigma V7 Servo, 2 m
- **PCL-10153MJ3-2E** 50-pin Cable to Mitsubishi J3/J4 Servo, 2 m
- **PCL-10153DA2-2E** 50-pin Cable to Delta A2 Servo, 2 m

Specifications

Pulse Type Motion Control

- **Motor Driver Support** Pulse-type servo/stepping
- **Number of Axis** 4
- **Interpolation** 2-axis linear, 3-axis linear, 2-axis circular
- **Max. Output Speed** 4 Mpps
- **Step Count Range** ±2, 147, 483, 646 (32-bit)
- **Pulse Output Type** Pulse/direction (1-pulse, 1-direction type), or CW/CCW (2-pulse type)
- **Position Counters** Range of command and actual position
- **Velocity Profiles** T-Curve, S-Curve
- **Local I/O** Machine Interfaces: LMT+, LMT-, ORG
Servo Driver Interfaces: ALM, RDY, SVON, INP
Position Compare I/O: CMP
General Digital I/O: 12-ch DI, 16-ch DO

Encoder Interface

- **Input Type** Quadrature (A/B phase or up/down)
- **Counts/Enc. Cycle** x1, x2, x4 (A/B phase only)
- **Input Range** 5 ~ 25 V
- **Isolation Protection** 2,500 V_{DC}
- **Max. Input Freq.** 1 MHz

General

- **Bus Type** PC/104
- **Certification** CE, FCC Class A
- **Connectors** 2 x IDC 50-pin male connector
- **Dimensions (L x H)** 96 x 90 mm (3.8" x 3.5")
- **Power Consumption** Typical: 5 V @ 850 mA
Max.: 5 V @ 1 A
- **Humidity** 5 ~ 95% RH, non-condensing (IEC 60068-2-3)
- **Operating Temp.** 0 ~ 60°C (32 ~ 140°F)
- **Storage Temp.** -20 ~ 85°C (-4 ~ 185°F)

Ordering Information

- **PCI-1240U-B2E** 4-axis Stepping and Servo Motor Control Universal PCI Card

Accessories

- **ADAM-3956-AE** 100-pin DIN-rail SCSI 4-axis Motion Wiring Board
- **ADAM-3955-AE** 50-pin DIN-rail SCSI 2-axis Motion Wiring Board
- **ADAM-3952-AE** 50-pin DIN-rail SCSI and Box Header Board
- **ADAM-39100-AE** 100-pin DIN-rail SCSI Wiring Board
- **PCL-101100M-1E/2E/3E** 100-pin SCSI Cable, 1m/2m/3m
- **PCL-10150-1.2E** IDC-50 Flat Cable, 1.2m (PCM-3240 only)
- **PCL-10251-1E/2E/3E** 100-pin SCSI to Two 50-pin SCSI Cable, 1m/2m/3m
- **PCL-10153PA5-2E** 50-pin Cable to Panasonic A4/A5 Servo, 2 m
- **PCL-10153PA5LS-2E** 50-pin Cable to Panasonic MINAS A Servo, 2 m
- **PCL-10153YS5-2E** 50-pin Cable to Yaskawa Sigma V7 Servo, 2 m
- **PCL-10153MJ3-2E** 50-pin Cable to Mitsubishi J3/J4 Servo, 2 m
- **PCL-10153DA2-2E** 50-pin Cable to Delta A2 Servo, 2 m

Specifications

Pulse Type Motion Control

- **Motor Driver Support** Stepping
- **Number of Axis** 4
- **Max. Output Speed** 400 kpps
- **Step Count Range** 0 ~ 16, 777, 215
- **Pulse Output Type** Pulse/Direction, CW/CCW
- **Position Counters** ±16, 777, 215
- **Home Modes** 4
- **Velocity Profiles** T-Curve or S-Curve
acceleration/deceleration
- **Local I/O Interfaces** PEL x 4, NEL x 4, RG x 4, SLD x 4, EMG x 1
- **General Input Channels** 8
- **General Output Channels** 8

Isolated Digital Input

- **Channels** 8
- **Input Voltage** Logic 0: 1 V
Logic 1: 12 V (24 V max.)
- **Isolation Protection** 3,750 V_{RMS}
- **Opto-Isolator Response** 25 μs
- **Input Resistance** 4.7 kW

Isolated Digital Output

- **Channels** 8
- **Output Type** Sink (NPN)
- **Isolation Protection** 3,750 V_{RMS}
- **Output Voltage** 5 ~ 30 V_{DC}
- **Sink Current** 200 mA max./channel; 1.1 A max. total
- **Opto-Isolator Response** 25 μs

General

- **Bus Type** PCI V2.2
- **Certification** CE, FCC Class A
- **Connectors** 1 x DB-62 female
- **Dimensions** 175 x 100 mm (6.9" x 3.9")
- **Power Consumption** Typical: 5 V @ 340 mA
Max.: 5 V @ 500 mA
- **Storing Humidity** 5 ~ 95% RH, non-condensing (IEC 60068-2-3)
- **Operating Temperature** 0 ~ 60°C (32 ~ 140°F)
- **Storing Temperature** -20 ~ 80°C (-4 ~ 170°F)

Ordering Information

- **PCI-1243U-AE** 4-axis Stepping Motor Control Card

Accessories

- **PCL-10162-1E** DB-62 Cable Assembly, 1m
- **PCL-10162-3E** DB-62 Cable Assembly, 3m
- **ADAM-3962-AE** DB-62 Wiring Board with DIN-rail Mounting