



ADAM-4055 ADAM-4056S/4056SO ADAM-4080


16-ch Isolated Digital I/O Module with Modbus
12-ch Sink/Source Type Isolated Digital Output Modules with Modbus
2-ch Counter/Frequency Module



ADAM-4055



ADAM-4056S/4056SO



ADAM-4080



Specifications

General

- **Connectors** 2 x plug-in terminal blocks (#14 ~ 28 AWG)
- **Power Consumption** 1 W @ 24 V_{DC}
- **Watchdog Timer** System (1.6 second) & Communication
- **Supported Protocols** ASCII command and Modbus/RTU
- **Isolation Voltage** 2,500 V_{DC}
- **LED Indicators** Yes

Digital Input

- **Channels** 8
- **Input Level**
Dry Contact: Logic level 0: open
Logic level 1: close to GND
Wet Contact: Logic level 0: 3 V max.
Logic level 1: 10 ~ 50 V
- **Overvoltage Protection** 70 V_{DC}

Digital Output

- **Channels** 8, open collector to 40 V (200 mA max. load)
- **Power Dissipation** Channel: 1 W max.
Total: 2.2 W (8 Channels)

Common Specifications

General

- **Power Input** Unregulated 10 ~ 30 V_{DC}

Environment

- **Operating Humidity** 5 ~ 95% RH
- **Operating Temperature** -10 ~ 70°C (14 ~ 158°F)
- **Storage Temperature** -25 ~ 85°C (-13 ~ 185°F)

Specifications

General

- **Connectors** 2 x Plug-in terminal blocks (#14-22 AWG)
- **Watchdog Timer** System (1.6 second) & Communication
- **Support Protocol** ASCII command and Modbus/RTU
- **Isolation Voltage** 5000 V_{DC}
- **LED Indicators** Yes

ADAM-4056S

- **Digital Output Channels** 12
Open collector to 40V (200mA max. load)
- **Power Dissipation** Channel: 1 W max
Total: 4 W (12 Channels)
- **Digital Output Type** Sink

ADAM-4056SO

- **Digital Output Channels** 12
VCC: 10 ~ 35 V_{DC}
Current: 1A (per channel)
- **Digital Output Type** Source
- **Over Current Detection and Protection**

Ordering Information

- **ADAM-4055** 16-ch Isolated Digital I/O Module with Modbus
- **ADAM-4056S** 12-ch Sink Type Isolated Digital Output Module with Modbus
- **ADAM-4056SO** 12-ch Source Type Isolated Digital Output Module with Modbus
- **ADAM-4080** 2-ch Counter/Frequency Modules

Specifications

General

- **Connectors** 2 x plug-in terminal blocks (#14 ~ 22 AWG)
- **Power Consumption** 2.0 W @ 24 V_{DC}
- **Watchdog Timer** System (1.6 second)
- **Supported Protocols** ASCII command

Counter Input

- **Channels** 2 independent counters (32-bit + 1-bit overflow)
- **Input Frequency** 50 kHz max.
- **Input Pulse Width** >10 μs.
- **Input Mode** Isolated or non-isolated
- **Isolated Input Level** Logic level 0: 1 V max.
Logic level 1: 3.5~30 V
- **Isolation Voltage** 2,500 V_{RMS}
- **Non-isolated Input Level** Programmable threshold:
Logic level 0: 0.8 V_{max}.
Logic level 1: 2.4 ~ 5.0 V
- **Maximum Count** 4,294,967,295 (32-bit)
- **Preset Type** Absolute or relative
- **Programmable Digital Noise Filter** 2 μs ~ 65 ms
- **Alarm** Alarm comparators on each counter
- **Frequency Measurement Range** 5 Hz ~ 50 kHz
- **Programmable Built-in Gate Time** 1 or 0.1 second

Digital Output

- **Channels** 2, open collector to 30 V, 30 mA max. load
- **Power Dissipation** 300 mW for each channel